

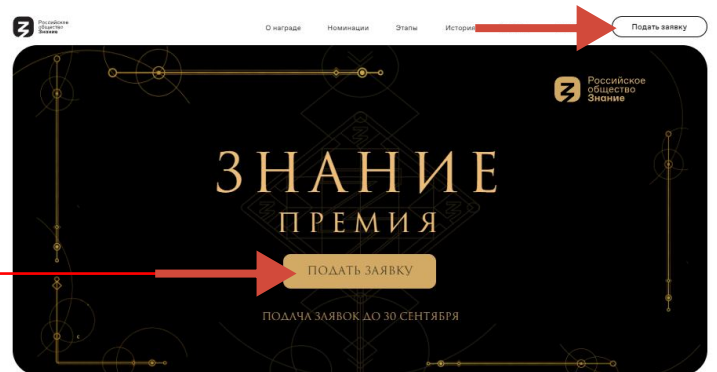
Instructions for applying for the enlightenment award Znanie.Award – 2024 for foreign citizens

Step 1 – submit an application via the official website

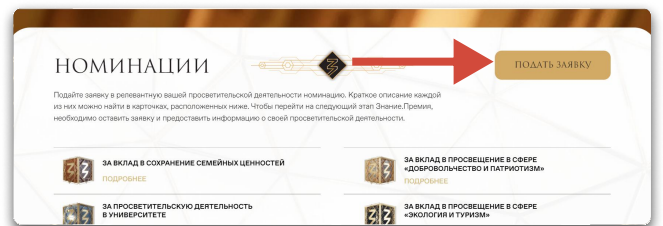
1. To apply, you need to go to the website:

award.znanierussia.ru.

2. Then click on the «Подать заявку» button

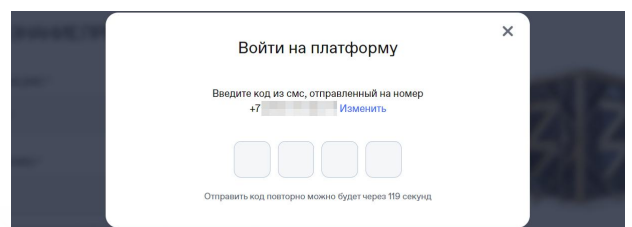
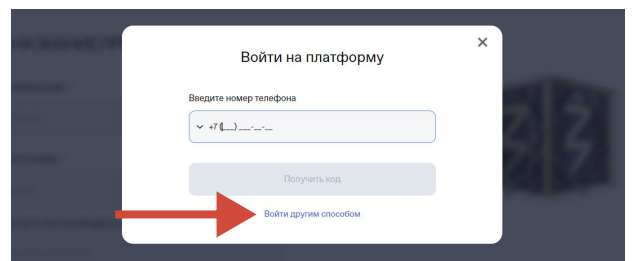


- You can also register via the «Номинации» section




3. If you are not yet logged in to the website of the Russian «Znanie» Society, the «Log in to the platform»/«Войти на платформу» suggestion will appear

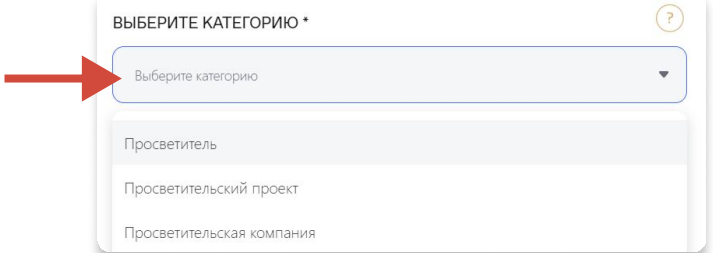
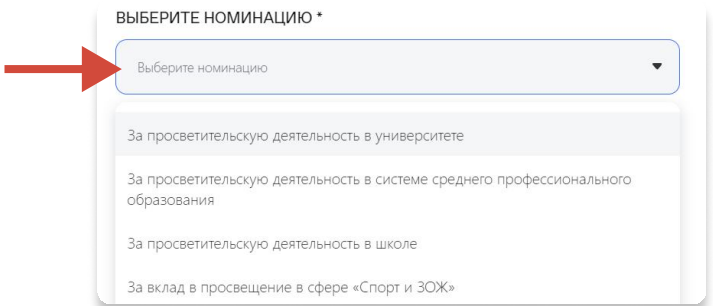
- Enter your phone number, it will receive an message with the authorization code
- Enter the authorization code in the form, and the application window will appear
- You may also click «Log in another way»/«Войти на платформу» and log in via E-mail
- You may click the EN button and the page will be displayed in English



4. Gradually fill in all the fields displayed in the application window



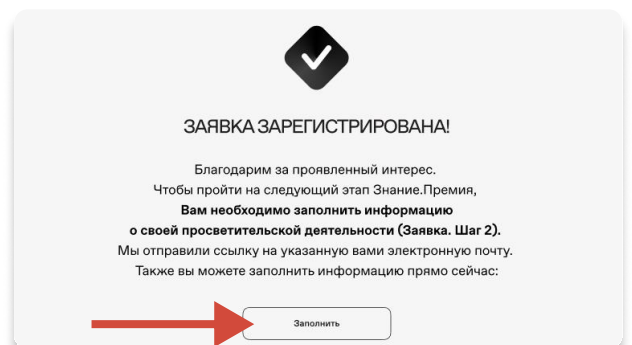
5. Выберите номинацию,
в которой хотите участвовать



6. After filling in all the fields of the application,
click the «Submit»/«Отправить» button



7. After successfully filling out the application,
the «Application is registered»/«Заявка
зарегистрирована» window will appear. In
this window, you will be prompted to
immediately proceed to completing the
second step



- You may proceed to filling it out now by clicking the «Fill in»/«Заполнить» button, or later by opening the letter that we sent to the e-mail specified in the application


To move on to the next stage of the Znaniye.Award, please complete the registration by September 30, 2024, by completing two steps of the application

Step 2 — filling in information about enlightenment activities

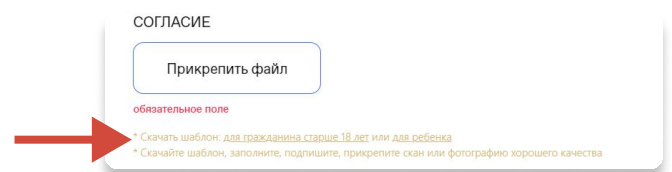
In 2024, the «Step 2» of the application is individual for the selected category of participation

To complete the second step, you gradually fill in all the fields displayed in the window

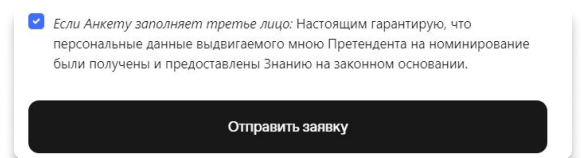
You may click the EN button and the page will be displayed in English



In the «Consent»/«Согласие» part, you need to download a template (in the application of your «Enlightener»/«Просветитель» category, the templates depend on participant's age), fill in and sign, and then attach a scan or a high-quality photo of it

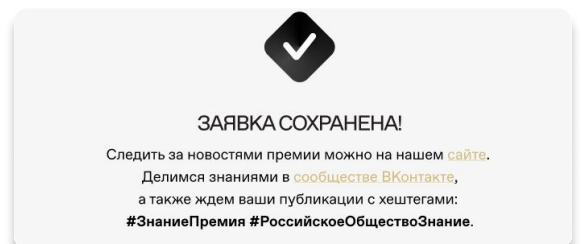


After filling in all the fields, click the «Submit application»/«Отправить заявку» button



Congratulations!

Your application for the Znanie.Award has been successfully accepted for consideration



You may follow the news of the Znanie.Award on our website.

We share our experiences in the VKontakte community, and we would also love to see your publications with the hashtag: #ZnanieAward, **#ЗнаниеПремия**